

# Adsorptive Removal of Aniline from aqueous solutions Using Prunus Dulcis (Almond): Equilibrium, Kinetics and Thermodynamics

Somayeh Rahdar<sup>1</sup>, Shahin Ahmadi\*<sup>1</sup>, Hossien shahraki zadeh<sup>2</sup>

Dept. of Environmental Health, School of Public Health, zabol University of Medical Sciences, Zabol, Iran.<sup>1</sup>

Student Research Committee, Department of Environmental Health, School of Public Health, zabol University of Medical Sciences, Zabol, Iran.<sup>2</sup>

## ABSTRACT

This study was aimed at investigating Adsorptive removal of Aniline from aqueous solutions using Prunus dulcis. The effect of different parameters such as pH, contact time, pollutant concentration and adsorbent dose was studied in absorption process. The biosorption data have been analyzed using Langmuir, Freundlich and Temkin isotherms. The process of aniline absorption on Prunus dulcis was depended on Freundlich ( $R^2=0.938$ ) absorption isotherm more than other isotherms. Synthesis of aniline absorption on modified Almond followed on pseudo second- order model. The  $\Delta H^\circ$  and the  $\Delta S^\circ$  changes were determined as  $5.150\text{kJ mol}^{-1}$  and  $0.0178\text{ kJ mol}^{-1}\text{K}^{-1}$  respectively. The results showed that Baneh could consider as an effective and cheap absorber in removing the aniline from aqueous solution.

**Keywords:** Prunus dulcis, Adsorption, Aniline, Thermodynamics, Kinetics

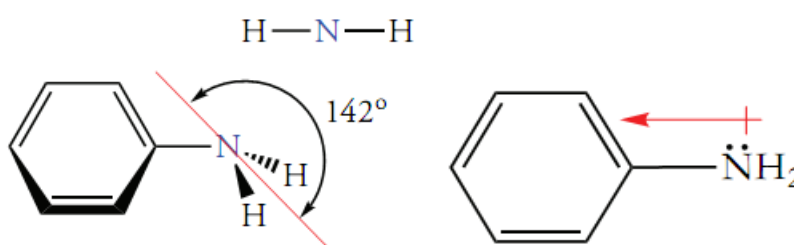
## INTRODUCTION

Aromatic compounds are common pollutants in the effluents of several industries. Aniline or Amino benzene is one of the most important organic compounds, as toxic pollutants in water, consisting of a benzene ring attached to an amino group ( $-\text{NH}_2$ ) [1-2]. Aniline and its derivatives were used in dyestuffs, plastics, rubbers, pesticides, paints and explosive materials industries [2]. Aniline vapor is heavier than air and may cause asphyxiation in enclosed, poorly ventilated or low-lying areas. It reacted with hemoglobin and converted to Met hemoglobin, so it prevented oxygen absorption and lead to metahemoglobina [1]. More than 150 types of aniline are compounded, that can enter into the environment directly through wastewater, or indirectly through the decomposition of organic compounds [3] Aniline is used at high levels in various industries such as petrochemical and production of

tires. So it can be found in the effluents of these industries [2-3]. Adsorption is an affordable method that has been approved as a method for separating organic material from the water [1,4]. The absorption method using active carbon was not cost effective because of high operating costs [4]. Many low-cost adsorbents have been studied on aniline removal, such as novel adsorbent PAM/SiO<sub>2</sub> [3] Baneh [1], Bentonite [5] etc. Adsorbent plants have been taken more attention, due to availability and cheapness in recent years [1]. Almond is a type of fruit, that its tree is native to the Middle East and South Asia [6]. In fact, almonds have a hard outer shell and an inner lining that the seed (kernel) is within it [7]. The scientific name of almond is *Prunus dulcis*, which is known by (*Amygdalus communis*) in some sources. Due to the easy supply of the plant, especially in the Middle East as well as an effective and low-cost adsorbent, it is used in eliminating contaminants [6-7]. Also, in recent years, chemicals such as potassium hydroxide, acid sulphuric, sodium hydroxide, hydrochloric acid, etc [8-9]. They are used to increase the capacity of absorption. In this study, the adsorbent reformed with NaOH and its effect was evaluated on the removal of aniline. In this research, the *Prunus dulcis* were applied for the adsorption of aniline from aqueous solutions as adsorbent.

## MATERIALS AND METHODS

Aniline from Merck Company was prepared in determined concentration with distilled water. Stock of aniline with concentration of 1000 mg/L (purity 99%) was prepared in distilled water and the aniline standard curve was drawn. The purchased Aniline with the chemical formula of C<sub>6</sub>H<sub>5</sub>NH<sub>2</sub>, the purity of 99 percent, has a molecular weight of 93.13, the angle between the link C-N and bisect link H-N-H and also nitrogen atom is positive end of the dipole aniline, which shown in the structure of figure01[1].



**Fig01.** The structure and angle between the links C-N aniline

*Prunus dulcis* shell was collected from zabol city, Iran. Samples were washed frequently with distilled water and after drying, it was put on furnace with temperature of 550°C for 60 min. The resulted ash was sieved after crushing by porcelain mortar using sieves with standard

mesh of 20 and 100 (ASTM). The favorite diameter of ash particles was 0.15 to 0.85 mm. To obtain a modified adsorbent, almond shell was immersed in 30% solution of NaOH for 24 hours; samples were washed with distilled water and dried in oven with temperature of 105°C for 24hours [1-10]

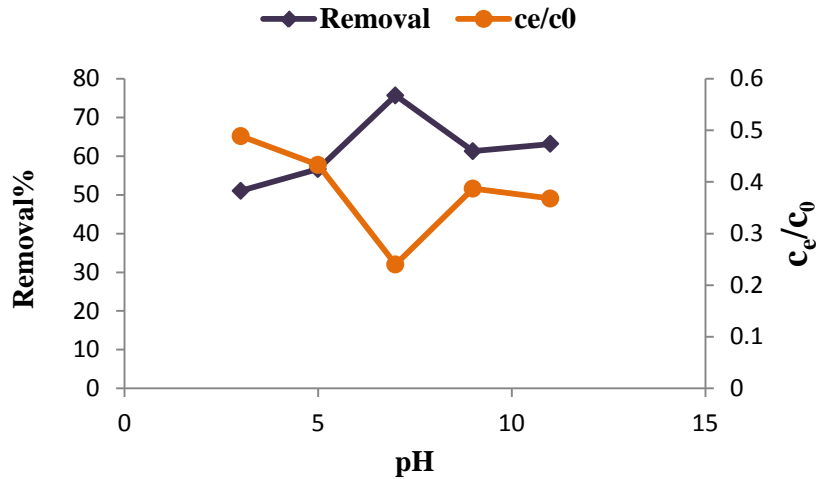
**Batch adsorption experiments:** The effect of different parameters such as pH, contact time, pollutant concentration and adsorbent dose was studied in absorption process and shaker with 150 rpm was used to improve the condition. All the methods in this study was describes in standard of sewage experiment methods [1,10]the adsorbent was added to each 1 L of sample water containing various concentrations of aniline, the pH of the water sample was adjusted by adding 0.1 N HCl (hydrochloric acid) or 0.1 N NaOH (sodium hydroxide) solutions in each bottle. The initial and final aniline concentrations remaining in solutions were analyzed by a UV–visible Recording Spectrophotometer, (Shimadzu Model: LUV-100A) Construction Japan was determined at a wavelength of maximum absorbance  $\lambda_{\max} = 198 \text{ nm}$ . The pH was measured using a MIT65 pH meter respectively [1, 5]. The sorption capacity of the studied parameters from aniline was calculated based on the following formula [11]:

$$Q_e = \frac{(C_0 - C_e)V}{M} \quad (1)$$

Where  $C_0$  and  $C_e$  are equilibrium concentration (mg/L) of aniline, M weight of adsorbent (g) and V (L) is the volume of the solution.

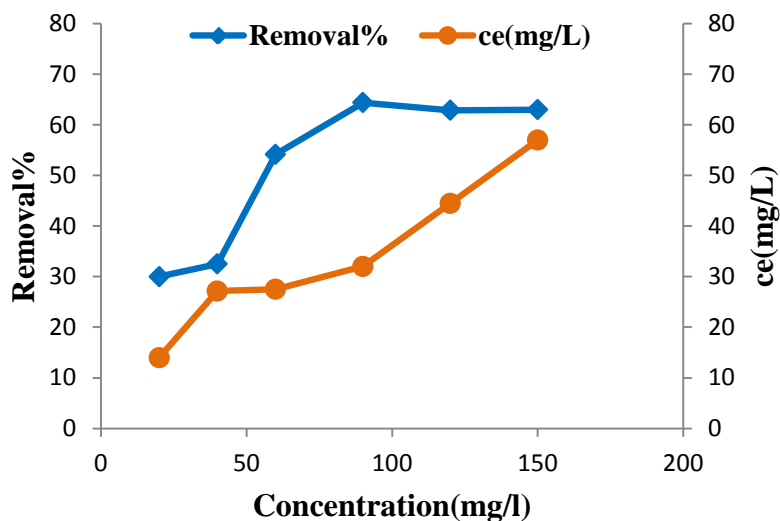
## RESULTS AND DISCUSSION

**Effect of pH:** PH has been introduced as the important effective parameter on aniline adsorption process [1].The effect of different pH (3 to 11) in absorption of aniline on Almond in contact time of 60 minutes was shown in figure 02. The results showed that increase of pH to 7 lead to increase of removing aniline. Aniline is a weak base the nature of the anionic that changes to positively charged anilinium ion sunder acidic conditions. Thus, under acidic conditions and lower than this amount has a positive charge due to the increased concentration of  $H^+$ ; In this situation, efficiency is reduced due to electrostatic disposal. In addition, at alkaline pH, the adsorption of aniline decreases in competition with ambient  $OH^-$  [1,10, 12].



**Figure02. Effect of pH on percentage removal of aniline (Time: 60 min, dosage: 0.8g/L, aniline concentration: 60 mg/L)**

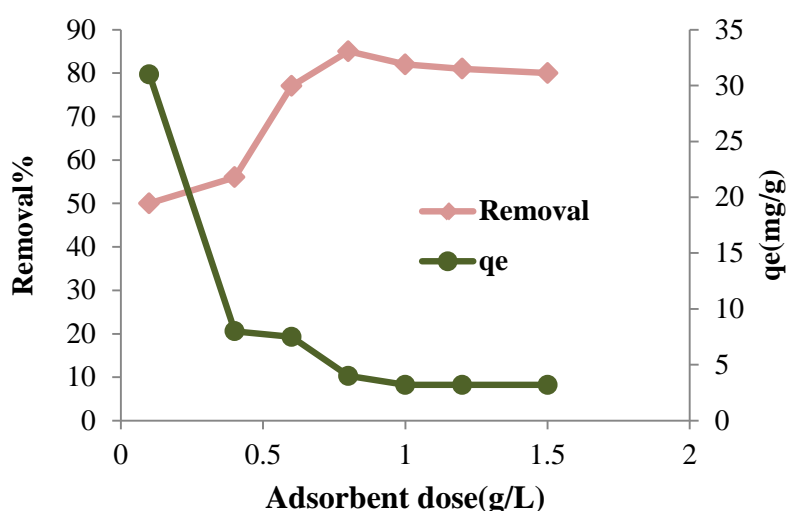
**Effect of initial aniline concentration:** The effect of different initial aniline concentrations (20 \_150mg/L) in absorption of aniline on Almond in dosage 0.8g/L and contact time of 60 minutes was shown in figure 03, with increasing initial concentrations of aniline from 90 to 150 mg/L, percentage removal of aniline decreased with increasing of aniline concentration, so maximum percentage removal of aniline was achieved at initial aniline concentration 90 mg/L (%64.5). The adsorption rate decreased by increasing of initial concentration .This may be owing to the finite number of active sites on the adsorbent that becomes saturated at high concentration of aniline. In other words, at low concentrations, the availability of aniline molecules to adsorption sites is more than high concentrations [1, 13].



**Fig03. Effect of aniline concentration on percentage removal of aniline**

**(Time: 60 min, dosage: 0.8g/L, PH: 7)**

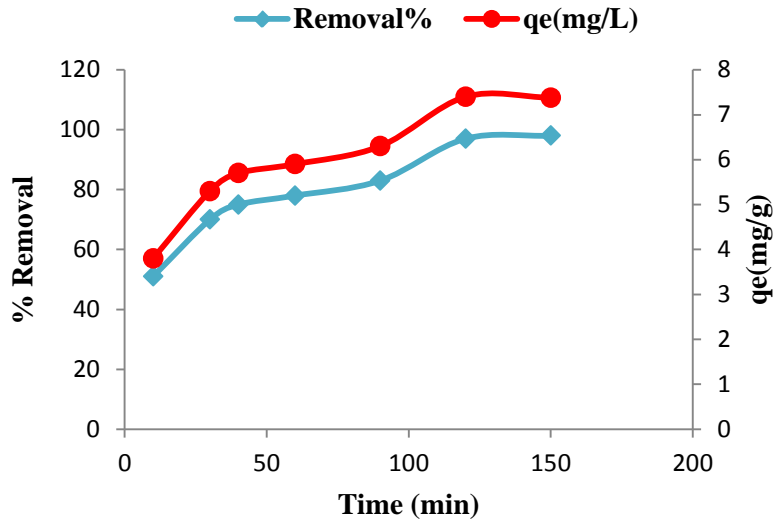
**Effect of adsorbent concentration:** The figure04 indicated that increase of adsorbent concentration decreased the efficiency. The adsorbent concentration increased from 0.8 to 1.5 gr/L. The efficiency decreased from 85% to 80% because of reduction of surface or availability of aniline molecules to active sites. It is indicated that increase of adsorbent dose lead to decrease the efficiency and it was because of decreasing the active surface of adsorbent [1, 14].



**Fig04. Effect of adsorbent dose on percentage removal of aniline**

**(Time: 60 min, PH: 7, aniline concentration: 90mg/L)**

**Effect of time on adsorption:** Figure 05 showed the effective contact time in absorption of aniline on Almond surface in improved concentration and pH for 120 minutes. As it is seen, the increase of contact time from 10 to 120min, the absorption rate increased too and the efficiency was 97% and then slowed from 150 min. The increase of contact time from 10 to 120 minutes resulted increase of aniline absorption and efficiency of 97% because of more frequency of collisions between pollutants and adsorbents. The more retention time resulted in more collision and increasing the pollutant absorption by adsorbent. Then, the adsorption process was slow [15].



**Fig05.Effect of time on percentage removal of aniline of aniline (PH: 7, dosage: 0.8g/L, aniline concentration: 90mg/L)**

### Adsorption Isotherms

The interpretation of absorption isotherms in order to developing an equation, presenting the results and designing the system in these three models showed the relation between adsorbed aniline. These models were Langmuir, Freundlich and Tekmin isotherms [16]. The Langmuir isotherm modal is presented the Eq. 2 [16, 17].

$$\frac{c_e}{q_e} = \frac{1}{q_m} \times \frac{1}{k_1} + \frac{c_e}{q_m} \quad (2)$$

Where Maximum adsorption capacity (  $q_m$  ) is monolayer adsorption capacity (mg/g),  $q_e$  amount adsorbed on adsorbent (mg/g),  $K_L$  is Langmuir isotherm constant related to the affinity of the binding sites and energy of adsorption (L/mg). The essential specifications of a Langmuir isotherm can be expressed in idiom of a dimensionless constant separation factor or equilibrium parameter,  $R_L$ , which is defined by equation3 [17]:

$$R_L = \frac{1}{1+K_L C_0} \quad (3)$$

The  $R_L$  values indicate the kind of the isotherm to be either unfavorable ( $R_L > 1$ ), linear ( $R_L = 1$ ), favorable ( $0 < R_L < 1$ ).

The Freundlich isotherm was showed by Eq4 [18].

$$\text{Log } q_e = \frac{1}{n} \text{log } c_e + \text{log } k_f \quad (4)$$

Where  $q_e$  is the amount of aniline adsorbed (mg/g),  $C_e$  is the equilibrium concentration of aniline in solution (mg/L), and  $K_f$  and  $n$  are constants incorporating the factors affecting the adsorption capacity and intensity of adsorption, respectively.

The Tempkin isotherm has been expressed by the following Eq5 [1, 19]

$$Q_e = B_1 \ln(A_T) + B_1 \ln(C_e) \quad (5)$$

A plot of  $q_e$  versus  $\ln C_e$  enables the determination of the constants  $A_T$  and  $B_1$ .

The study showed that aniline on Almond better according to Freundlich Model isotherm model ( $R^2=0.938$ ). Tempkin isotherm ( $R^2=0.902$ ) that better than Langmuir model ( $R^2=0.807$ ).

**Table01. The adsorption isotherms constants for the removal aniline**

Tem (°K) 298	Tempkin			Freundlich			Langmuir		
	$B_T$	$K_T$	$R^2$	$k_f$	$1/n$	$R^2$	$q_m$	$b$	$R^2$
	10.2	27.5	0.902	0.001	2.3	0.938	3.3	0.02	0.807

### Adsorption Kinetics

#### The pseudo-first-order model

The synthetic of absorption depended on chemical and physical adsorbent that was influenced on absorption mechanism. Linear equations relating to synthetics are showed as follow (pseudo second-order, pseudo First order and Intraparticle diffusion model).

The pseudo-first-order rate equation is defined as Eq. 6 [20]:

$$\text{Log}(q_e - q_t) = \log(q_e) - \frac{k_1}{2.303} t \quad (6)$$

Where  $q_t$  and  $q_e$  are the amount adsorbed at time  $t$  and at equilibrium (mg/g) and  $k_1$  is the pseudo first-order rate constant for the adsorption process ( $\text{min}^{-1}$ ).

#### The pseudo second-order model

The pseudo second-order model can be represented in the following form equation 7 [20,21]

$$\frac{t}{q_t} = \frac{1}{k_2 q^2} + \frac{t}{q_e} \quad (7)$$

And Where  $K_2$  the second -order rate constant ( $\text{g mg}^{-1} \text{min}^{-1}$ ),  $q$  and  $q_e$  are the amount of the adsorbed on the adsorbent (mg/g) at equilibrium and at time  $t$ .

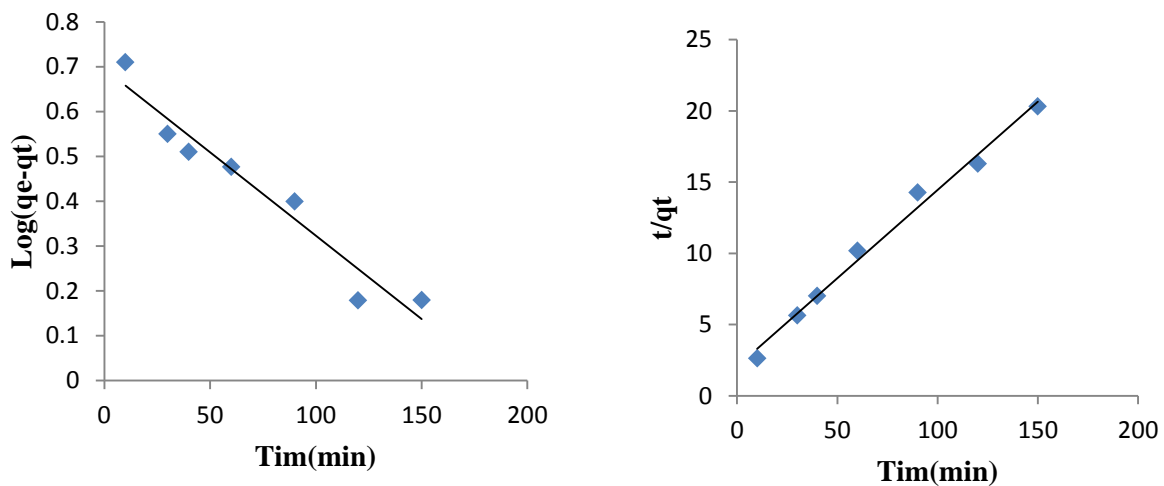
#### The Intraparticle diffusion model

The Intraparticle diffusion model is given by the Matching equation: Eq 8[22]

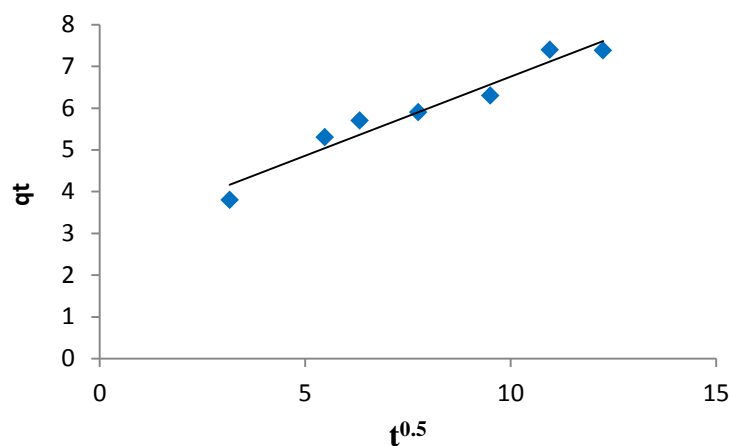
$$q_t = K_{pi}t^{0.5}+c \tag{8}$$

Where, c is constant and kid is the intraparticle diffusion rate constant (mg/g min<sup>1/2</sup>), q<sub>t</sub> is the amount adsorbed (mg/g) at time t (min).

The correlation coefficient ( $R^2 > 0.989$ ) in pseudo second- order model was better than other models. In this model, Pseudo First-order model, it agreed with intraparticle diffusion mod. Therefore, pseudo second- order synthetic model showed suitable correlation for aniline absorption on Almond. As it is showed in Table 02, the correlation coefficient in this model for Prunus dulcis shell was high.



**Fig6. Adsorption Kinetics; pseudo-first-order; pseudo second-order**



**Fig07. Intraparticle diffusion plot of IP adsorption on Almond**



**Table02. The adsorption kinetic model constants for the removal aniline**

Tem(°K)	Pseudo-first order			Pseudo-second order			Intraparticle diffusion		
	K <sub>1</sub>	q <sub>e</sub>	R <sup>2</sup>	K <sub>2</sub>	q <sub>e</sub>	R <sup>2</sup>	k <sub>p</sub>	c	R <sup>2</sup>
298	0.008	4.95	0.94	0.007	8.06	0.989	0.38	2.96	0.945

**Thermodynamic studies**

The 3 basic parameters for thermodynamic study contain Standard enthalpy ( $\Delta H^\circ$ ), Gibbs free energy ( $\Delta G^\circ$ ) and Standard Entropy ( $\Delta S^\circ$ ). The  $\Delta H^\circ$  and  $\Delta S^\circ$  values are derived from linear plot against 1/T, which are the slope and width of the graph linear equations, respectively. The sorption behaviors of different concentrations aniline onto Prunus dulcis were critically investigated at 293, 308 and 318 K, respectively. Thermodynamic parameters were calculated from following equations [23, 24]:

$$\ln k_c = \frac{\Delta S^\circ}{R} - \frac{\Delta H^\circ}{RT}$$

$$K_c = \frac{q_e}{C_e}$$

Where  $C_e$  is the equilibrium concentration of aniline and  $q_e$  is the amount of aniline adsorbed per unit weight of Prunus dulcis at equilibrium concentration (mg/g).

$$\Delta G^\circ = -RT \ln K$$

Where R is the universal gas constant ( $8.314 \text{ J mol}^{-1}\text{K}^{-1}$ ), T is the temperature (K) and K is the distribution coefficient.

The three thermodynamic parameters of Aniline adsorption on almond tree are shown in the Table 03. It can be seen that positive  $\Delta H^\circ$  values equal to 5.15 Kj/mol and also  $\Delta G_0$  values for each three positive temperatures equals to 1.98, 3.84 and 4.8 Kj/mol, respectively. The positivity of enthalpy  $\Delta H^\circ$  and  $\Delta G_0$  state that the process of aniline absorption is endothermic and not spontaneous. Furthermore, the positivity of standard entropy  $\Delta s^\circ$  caused by increasing efficiency of the reaction to higher temperature.

**Table 03: Thermodynamic parameters for the adsorption of Aniline on Almond**

C <sub>0</sub> (mg/L)	$\Delta H^\circ$ (Kj/mol)	$\Delta S^\circ$ (Kj/molK)	$\Delta G^\circ$ (Kj/mol)		
			298K	308K	318K
90	5.150	0.0178	1.98	3.84	4.8

## CONCLUSION

This study reports kinetic, thermodynamic and equilibrium studies on biosorption of Aniline dye by *Prunus dulcis* (Almond). The maximum biosorption capacities of biomass and removal was 3.3 mg/g and 73%, at optimum conditions of pH=7 and temperature (25 °C) according to Freundlich isotherm model and pseudo-second-order kinetic model. The thermodynamic optimal was reached in 298K.

## REFERENCES

1. Ahmadi Sh, Kord Mostafapour F. Adsorptive removal of aniline from aqueous solutions by *Pistacia atlantica* (Baneh) shells: isotherm and kinetic studies .J. Sci. Technol. Environ. Inform. 2017, 05(01): 327-335
2. Taherkhani F, Leili M, Tarlani Azar M. J. The optimization of aniline adsorption from aqueous solutions by raw bentonite and bentonite modified with cationic surfactants using the taguchi model *Sci J Hamadan Univ Med Sci* **2015**; 22 (1):55-64.
3. Dehghani fard E, Jonidi Jafari A, Rezaei Kalantari R, Gholami M, Esrafil A. *Iran. J. Health & Environ.* **2012**; 5(2): 168-177.
4. Crisafully R, Milhome MAL, Cavalcante RM, Silveira ER, Keukeleire DD, Nascimento RF. *Bioresour Technol.* **2008**; 99: 4515-4519.
5. Ahmadi Sh, Bazrafshan E, Kord Mostafapour F. Treatment of landfill leachate using a combined Coagulation and modify bentonite adsorption processes. *Journal of Scientific and Engineering Research.* **2017**; 4(2):58-64.
6. Thebo N, Simair A, Sheikh A, Laghari J, Nizamani H. *Nat Prod Chem Res.* **2014**; 2(3):2-5.
7. Fisklements M, Barrett DM. *Journal of Food Engineering.* **2014**; 142: 1–8.
8. Yagmur E, Ozmak M, Aktas Z. *Fuel.* **2008**; 87:3278–3285.
9. Mohanty K, Das D, Biswas M.N. *Chem. Eng. J.* **2005**; 115: 121–131.
10. Zazouli M. A, Balarak D, Mahdavi Y. *Health Scope.* **2013**; 2: 1-6.
11. Ahmadi Sh, Kord Mostafapour F. Survey of Efficiency of Dissolved Air Flotation in. Removal Penicillin G Potassium from Aqueous Solutions *British Journal of Pharmaceutical Research* *British Journal of Pharmaceutical Research.* **2017**; 15(3): 2231-2919.
12. Kakavandi B, Jonidi A, Rezaei R, Nasser S, Ameri A, Esrafil A. Synthesis and properties of Fe<sub>3</sub>O<sub>4</sub> activated carbon magnetic nanoparticles for removal of aniline

- from aqueous solution: equilibrium, kinetic and thermodynamic studies. *J of Environmental Health Science and Engineering*. **2013** 10; 9-1.
13. Jonidi Jafari A, Rezaei Kalantary R, Kakavandi B, Nasser S, Ameri A, Esrafil A. *water and wastewater*. **2013**; 3: 1-11.
  14. Sun D, Zhang X, Wu Y. and Liu, X. Adsorption of anionic dyes from aqueous solution on fly ash. *Journal of hazardous materials* *Journal of hazardous materials*. **2010**; 181 (1-3): 335-342.
  15. Fuqiang A, Feng X, Gao B. *J. of Hazardous Materials*. **2010**; 178: 499-504.
  16. Ibrahim M. B, Sani S. Comparative isotherms studies on adsorptive removal of congo red from wastewater by watermelon rinds and neem-tree leaves open. *Journal of Physical Chemistry*. **2014**; 4: 139-146.
  17. Bazrafshan E, Ahmadi sh. Removal COD of Landfill Leachate Using A Coagulation And Activated Tea Waste (ZnCL<sub>2</sub>) Adsorption. *International Journal of Innovative Science, Engineering & Technology*, Vol. 4 Issue 4, April 2017.
  18. Hema M, Arivoli S. *J. Appl. Sci. Environ. Manage*. **2008**; 12: 43.
  19. Zhang J, Li Y, Zhang C, Jing Y. Removal of bisphenol A by a nanofiltration membrane in view of drinking water production *J. Hazard. Mater*. **2008**; 50: 77-4.
  20. Ho Y.S, McKay G. *Water Res*. **1999**; 33 (2): 578.
  21. Malik R, Ramteke D.S, Wate S.R. *Waste Manage*. **2007**; 27: 11-29.
  22. Ahmadish, Kord Mostafapoor F. Adsorptive removal of Bisphenol A from aqueous solutions by *Pistacia atlantica*: isotherm and kinetic Studies. *The Pharmaceutical and Chemical Journal*, 2017, 4(2): 1-8.
  23. Murat K, Esin AV. *Journal of Hazardous Materials*. **2011**; 189: 397-403.
  24. Suyamboo B.K, Perumal R.S. Equilibrium, Thermodynamic and Kinetic Studies on Adsorption of a Basic Dye by *Catullus lanatus* Rind. *Iranian Journal of Energy & Environment*. **2012**; 3: 23-34.